

VOLKSWAGEN

AKTIENGESELLSCHAFT



Operating manual

High-voltage test adapter VAS 6558/9-7



Revision	Date	Reason
V00	04.08.2020	First edition
V01	30.10.2020	Complete revision
V02	15.12.2020	Addition of cMETus registration number

Legal notice

Manufacturer

CAR-connect GmbH
Am Egelingsberg 8
38542 Leiferde, Germany
Phone: +49 (0) 5373 92197-0
Fax: +49 (0) 5373 92197-88
info@car-connect.cc
www.car-connect.cc

Reproduction

Reproduction or reprinting, whether in whole or in part, always requires the written permission of the manufacturer.

Copyright

TRANSLATION OF THE ORIGINAL OPERATING MANUAL

All rights reserved.

All text, images and graphics are subject to copyright and other intellectual property laws.

Copyright 2020 CAR-connect GmbH.

Image sources

Symbols for warnings, prohibitions, mandatory actions and standards are taken from publicly accessible sources, such as the Internet. CAD product images and product photos are provided by the manufacturer. Images showing the product in use are provided with a reference to the source.

Contents

LEGAL NOTICE	2
CONTENTS	3
INTRODUCTION	4
Preliminary information	4
Validity of the declaration of conformity	4
Manufacturer specifications	4
SAFETY	5
Warning levels	5
Important safety instructions	6
Intended use	7
Requirements for the target group	7
Duties of the operator	7
PRODUCT DESCRIPTION	8
Scope of delivery	8
Design	8
Symbols and connections	9
Wiring diagram	10
Technical data	11
OPERATION	12
Startup	12
Detaching the plug connections	14
Cleaning	15
Storage	15
Disposal	15
Maintenance	15
HELP	16
Warranty	16
Customer service	16

Preliminary information

Read through this operating manual carefully before using the product.

The product is delivered with a USB stick containing the operating manual in various languages. You can find the current version and additional languages on our homepage.

The operating manual is an essential part of the product and must be kept together with the product. If you sell or transfer ownership of the product, the operating manual must be handed over to the new operator.

In addition to this operating manual, you must observe all relevant regulations for diagnostics or troubleshooting of intrinsically safe high-voltage systems in road vehicles. This includes but is not limited to: instructions for the vehicle manufacturer's diagnostics systems, company-specific safety requirements and the state of the art for working with high-voltage systems.

Validity of the declaration of conformity

The declaration of conformity applies to the product described in the operating manual. Any changes, modifications or extensions shall void the declaration of conformity and the risk assessment.

Manufacturer specifications

CAR-connect GmbH



Since its founding, our company has focused on groundbreaking solutions for electromobility. CAR-connect develops and produces custom solutions for the automotive industry, repair shops and special vehicle fleets.

Our core business is developing and producing innovative high-voltage charging technology for electric vehicles. Our portfolio also includes measurement and diagnostic technology for the entire vehicle and battery analysis equipment.

With extensive experience in software and hardware development, CAR-connect is your dependable partner at every production stage, from prototyping to series production.

CAR-connect GmbH – Experience, Expertise and Innovation – MADE IN GERMANY

This safety chapter provides information about the following:

- The warning levels contained in this operating manual
- Important safety instructions for the product
- Intended use of the product
- Requirements for the target group

This operating manual is only valid for the following product:

Item number	22101200
Designation	High-voltage test adapter VAS 6558/9-7

Warning levels

This chapter provides information about the warning levels used in this operating manual.

DANGER

Failure to observe the safety instructions **WILL** result in death or serious injury!

WARNING

Failure to observe with the safety instructions **CAN** result in death or serious injury!

CAUTION

Failure to observe the safety instructions **CAN** result in minor physical injury!

Important safety instructions

This chapter contains the safety instructions that must be observed when handling the product.



DANGER

Danger of fatal electric shock!

The electrical voltage in other systems is lethal and will cause death by electric shock!

- Do not use the product for measurements on utility power circuits!
- Never attempt to power other devices with the product!



WARNING

Danger of fatal electric shock!

The electrical voltage in high-voltage systems is lethal and can cause death by electric shock!

Liquids, condensation and high humidity can cause short circuits!

- Do not let the product come into contact with liquids!
- Use the product only in dry and enclosed spaces!



WARNING

Danger of fatal electric shock!

The electrical voltage in the product is dangerous and can cause serious injury or death from electric shock!

Defective and damaged products cannot guarantee protection against electrical voltage!

- Do not let the product come into contact with chemicals!
- Replace a defective or damaged product immediately!
- Never attempt to repair or tamper with the product!

Intended use

The product is used to adapt a high-voltage measurement module or any other application-appropriate multimeter or insulation resistance tester to the respective plug connection on the vehicle.

The product is equipped with safety resistors and is suitable for the following measurements:

- Certified test for de-energized circuit according to the manufacturer's specifications
- Insulation resistance measurement
- Continuity measurement

Use only the plug connections on the vehicle that the manufacturer has specified in the guided fault finding.

In this operating manual, vehicle manufacturers are exclusively defined as vehicle manufacturers in the Volkswagen Group.

Any use beyond what is listed here is prohibited.

Requirements for the target group

Only qualified personnel may work with this product!

In this operating manual, qualified personnel is defined as personnel meeting the requirements prescribed by the vehicle manufacturer for the Guided Fault Finding in the respective country of operation.

Duties of the operator

The operator is responsible for ensuring that all staff working with the measurement adapter fulfills the requirements for the target group.

The operator is also responsible for ensuring that the following conditions are met:

- The measurement adapter is always in perfect working order.
- The regular inspection intervals for the measurement adapter are observed and recorded.

Scope of delivery


Immediately check the condition of the product and the completeness of the delivery. If anything is missing or defective, please contact the manufacturer immediately.



- (1) High-voltage test adapter
- (2) USB stick with operating manual

Design









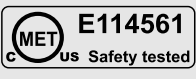
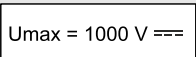
Product design:



- (1) Plug
- (2) Test sockets (see wiring diagram)
- (3) Socket

Symbols and connections

The following symbols are shown on the product:




Symbol	Meaning
	General warning symbols
	Electrical hazard! Read the operating manual!
	The serial number is used in conjunction with the manufacturer part number to identify the product.
	The manufacturer part number is used in conjunction with the serial number to identify the product.
	The product complies with protection class II, meaning it has increased or double insulation between active and accessible parts in accordance with VDE 0100, Part 410/412.1.
	The disposal instruction prohibits disposal of the product with household waste. Always dispose of the product in accordance with all local disposal regulations.
	The CE marking certifies that the product complies with all applicable European regulations and has been subjected to the prescribed conformity assessment procedure.
	The seal of approval identifies the product as having been approved for use in workshops and production facilities belonging to the vehicle manufacturer.
	The cMETus mark indicates that the product has been tested and certified by an NRTL in accordance with applicable standards. The manufacturer is listed under the number E114561 at the Eurofins testing labs.
	Indicates that the product is intended for measurements up to a maximum of 1000 V in accordance with IEC 61010-31.
	Schematic wiring diagram (see wiring diagram)

The product has the following connection areas:



TP1

TP2

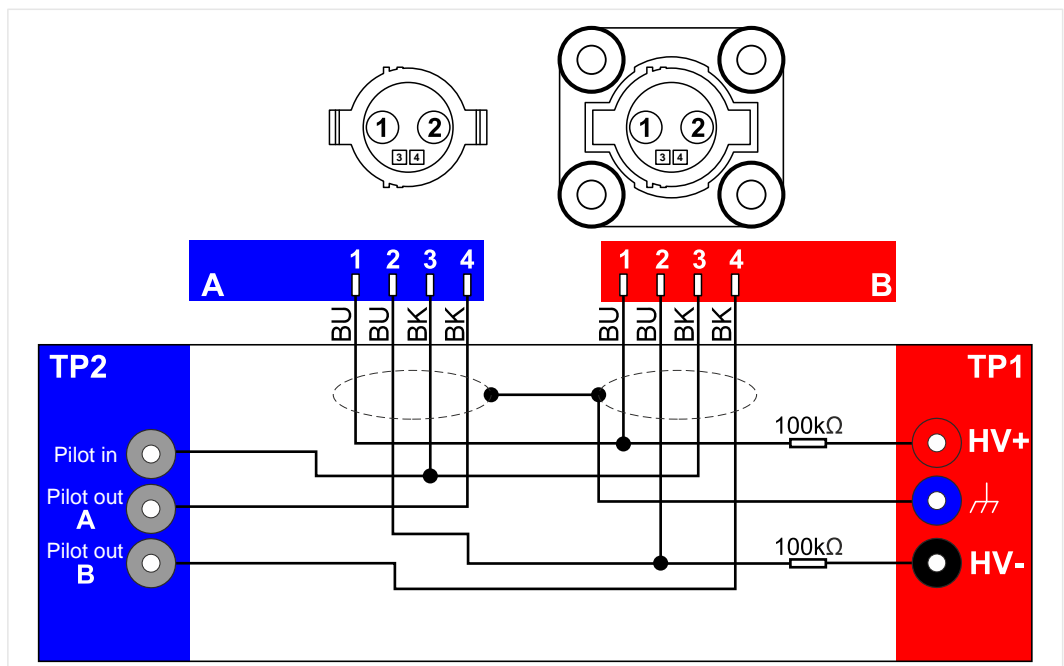
Connection area TP1 has the following sockets:

Connector	Function
	Functional ground socket
	Positive socket
	Negative socket

Connection area TP2 has the following sockets:

Connector	Function
	Pilot socket
	Pilot socket
	Pilot socket

Wiring diagram



Technical data

Rated data	Values
Manufacturer number	22101200
Maximum rated voltage	DC 1000 V
Maximum rated current	1 mA
Protection class	II / double insulated
Weight	~ 1100 g
Dimensions L/H/W	~ 182 mm/121 mm/52 mm
Cable length	864 mm

Ambient conditions	Operation	Storage	Transportation
Temperature	0 °C to 40 °C	-20 °C to 60 °C	-20 °C to 60 °C
Elevation above sea level	Max. 2000 m	No limitation.	
Humidity	Max. 80 % up to 31° C, decreasing linearly to 50 % at 40° C	Max. 85 %	
	Condensation not permitted. Maximum permissible relative humidity: 60 % in environments with corrosive gas/air.		

This chapter provides information about the following activities:

- Startup
- Detaching the plug connection
- Cleaning
- Storage
- Disposal
- Maintenance



WARNING

Danger of fatal electric shock!

The electrical voltage in high-voltage systems is lethal and can cause death by electric shock!

- Use the product only for the applications intended by the vehicle manufacturer!



CAUTION

Risk of damage!

Plug connections lock into place when attached.

- Unlock the plug connections before you detach them! (See chapter “Detaching the plug connections”)


Startup

1. Observe the safety instructions.



2. Connect the plug to the disconnected socket of the connection you want to test.
3. Connect the socket to the plug on the high-voltage battery.

4. Connect the high-voltage measurement module to the high-voltage test adapter according to the guided fault finding.



5. If necessary, bridge the pilot sockets according to the guided fault finding.




- ✓ You can now perform measurements in accordance with the guided fault finding.

Detaching the plug connections

The plug connections have an automatic locking mechanism. To detach a plug connection:

1. Push in the tongue.
2. Pull the plug connection apart.



- ✓ The plug connection is now detached.

Cleaning



DANGER

Danger of fatal electric shock!

The electrical voltage in high-voltage systems is lethal and will cause death by electric shock!

- Disconnect the product from all power sources before cleaning the product!

Observe the safety instructions!

Use only a dry cloth to clean the product.

Storage

Store the product in a dry and dust-free location when not in use.

Disposal

Observe the safety instructions!

Always dispose of the product in accordance with all local disposal regulations.

Maintenance

Observe the safety instructions!

National and local requirements for regular testing must be observed!

Test the product for proper function at intervals of no more than 24 months.

Contact the manufacturer to have a professional function test performed.

Warranty

CAR-connect GmbH grants a warranty period of 24 months from the date of purchase. The warranty is valid for demonstrable defects in functional material and workmanship.

Further information on the warranty conditions can be found in the terms and conditions on the manufacturer's website.

Customer service

Always include the serial number with any product queries. This number is found on the product.

CAR-connect GmbH
Am Egelingsberg 8
38542 Leiferde, Germany

Phone: +49 (0) 5373 – 92197-0

Fax: +49 (0) 5373 – 92197-88

service@car-connect.cc

www.car-connect.cc

Volkswagen Aktiengesellschaft
K-GVO-LW
Group After Sales – Group Service
Literature and Systems
Repair Shop Equipment
PO box 011/4915
38442 Wolfsburg, Germany

For internal use only
Subject to technical changes
Edition 12 / 2020